

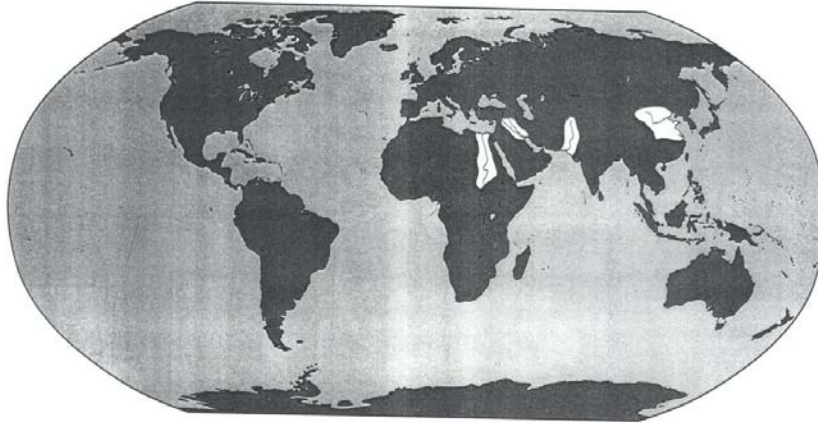
Name \_\_\_\_\_

Grade \_\_\_\_\_ Unit \_\_\_\_\_

### Constructed Response Question

#### Ancient River Civilizations

EARLY CIVILIZATIONS  
(ca. 3500 B.C.–1500 B.C.)



1. What are the four major early civilizations?

---

---

2. What geographic feature most influenced the rise of all of these early civilizations?

---

---

---

3. Choose one civilization, how did this geographic feature influence the development of the civilization? Give at least specific examples.

---

---

---

---

Name \_\_\_\_\_

Grade \_\_\_\_\_ Unit \_\_\_\_\_

### Constructed Response Question

#### Ancient Rome



The World and Its People-Silver Burdett Ginn

1. What sea is the Roman Empire developed around?

\_\_\_\_\_

2. Name two areas added to the Roman Empire at the end of the Punic War?

\_\_\_\_\_

\_\_\_\_\_

\_\_\_\_\_

3. Give two reasons why the Roman Empire declined?

\_\_\_\_\_

\_\_\_\_\_

\_\_\_\_\_


\_\_\_\_\_

Name \_\_\_\_\_

Grade \_\_\_\_\_ Unit \_\_\_\_\_

### Constructed Response Question

Standard 2, 5  
Ancient Rome



The World and Its People-Silver Burdett Ginn

1. What is the title of this diagram?

---

2. Which social class has more representation in the Roman Republic?

---

---

3. What led to the change from a republican form of government to a dictatorship?

---

---

---

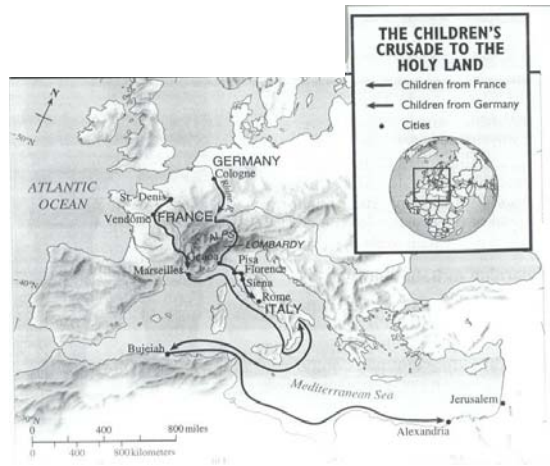
---

### Constructed Response Question

Name \_\_\_\_\_

Grade \_\_\_\_\_ Unit \_\_\_\_\_

Standard 2, 3,  
Middle Ages



The World and Its People-Silver Burdett Ginn

1. What is the title of this map?

---

---

2. Which group of children traveled the farthest?

---

---

3. What were two outcomes of the Children's Crusade?

---

---

---

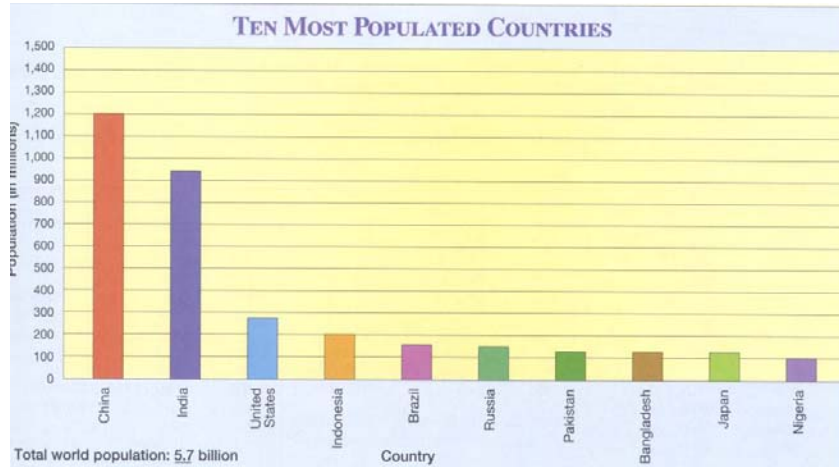
---

Name \_\_\_\_\_

Grade \_\_\_\_\_ Unit \_\_\_\_\_

### Constructed Response Question

Standard  
Population



The World and Its People-Silver Burdett Ginn

1. What does the bar graph represent?

---

---

2. Compare the population of the United States to China?

---

---

---

3. Why has the Chinese government tried to control the population?

---

---

---

---

Name \_\_\_\_\_

Grade \_\_\_\_\_ Unit \_\_\_\_\_

### Constructed Response Question

Standard 2, 3, 4

World War II-Holocaust

JEWISH POPULATION		
	1939	1945
Austria	60,000	7,000
Belgium	90,000	40,000
Bulgaria	50,000	47,000
Czechoslovakia	315,000	44,000
France	270,000	200,000
Germany	240,000	80,000
Greece	74,000	12,000
Hungary	400,000	200,000
Italy	50,000	33,000
Netherlands	140,000	20,000
Poland	3,350,000	50,000
Romania	800,000	430,000
USSR	3,020,000	2,500,000
Yugoslavia	75,000	12,000

The World and Its People-Silver Burdett Ginn

1. What information does this chart show?

---

---

2. What is the difference in the Jewish population in Poland from 1939 to 1945?

---

---

3. What was the Holocaust?

---

---

---

---

---